






# Term Planner

Year: 2 Term: 3/4 Topic: The Secret Garden Trip: Twigs  
Class book/s: The Green ship By Quentin Blake  
Terrific Topic Opener: Discover a pretend secret garden within the school

	Week 1 w/b 7.1.19	Week 2 w/b 14.1.19	Week 3 w/b 21.1.19	Week 4 w/b 28.1.19	Week 5 w/b 4.2.19	Week 6 w/b 11.2.19
<b>Whole School</b>	TD day 7 <sup>th</sup> January	Assessment week	World Maths Day (25)			
<b>Writing</b>	Letter writing -receive a letter	Letter writing	Description	Character description-Fairy	Story writing - based on Freddie and the fairy	Story writing - based on Freddie and the fairy
<b>Reading</b>	Freddie and the fairy	Katie and the sunflower	Lifecycle of a sunflower or bean	Plants: Non-fiction	Oliver's Vegetables	Oliver's Vegetables
<b>SPAG</b>	Exclamation sentences - about the secret garden Questions	Commas - Suffixes - ing Questions	Apostrophe's: fairy's bag or elves bag	Commas Noun phrases	Past progressive Suffixes Rhyme	Adverbs Suffixes
<b>Word of the Week</b>	Secret	germinate	seedling	enchanted	Vegetables	observe
<b>Maths</b>	Division	Division	Shape	Shape	Fraction	data
<b>Science (grow plants for flower garden)</b>	Observing plants and seeds left by the fairies and elves.	Seeds and bulbs - plant seeds and bulbs Begin to grow sunflowers and bulb (2 plants per group) and test conditions for sunflower seeds (spring bulbs)	Lifecycle of a plant Label the parts of a plant	What do seeds need to germinate? Write findings from investigation for what plants needs to grow.  Secret message - cress investigation with heat	Plants we eat Farmers grow food Taste foods	How different plants grow ( Keep plants for our garden)
<b>RE (see scheme)</b>	What can we learn from sacred books?	What stories are special to us?	What is a holy book?	What did Jesus teach us?	How did Jesus treat others?	How are Holy books treated?
<b>PE</b>	Football (basic ball skills and control)	Football (basic ball skills and control)	Football (basic ball skills and control)	Football (basic ball skills and control)	Football (basic ball skills and control)	Football (basic ball skills and control)
<b>Computing - SM</b>	Moving forward and making turns	Half and quarter turns Right 90 and left 90	Crazy character design	Completing algorithms	Command abbreviations	From here to there- Get the fairy bot to the garden
<b>History (T4)</b>						
<b>Geography</b>	Map of secret garden/ own garden	Features of gardens/geog voc garden	Maps of allotment in the local area			
<b>Jigsaw (PSHE)</b>	Goals to success	My learning strengths	Learning with others	Group challenge -work co-operatively	Discuss how it felt to work in a group	Celebrating our achievements
<b>Art (HC) (create features for fairy garden)</b>		Introduce relief art - various techniques	collect natural resources for relief art and sketch in the environment	Sketch designs for relief	Make relief pictures - base	Finish relief - print
<b>DT (T4)</b>						
<b>Music</b>	I want to play in a band	Sing the song and play instrumental parts within the song	Sing the song and improvise using voices and/or instruments within the song	Sing the song and perform composition(s) within the song	Choose what you perform today. Start to prepare for the end-of-unit performance	Prepare for the end-of-unit performance
<b>Spanish (KS2)</b>						
<b>British Values</b> 	English country garden		Tolerance of other beliefs - RE	Democracy - Pshe co-operative work	British farmers - what crops do they grow?	Tolerance of other beliefs - RE
<b>Outdoor Learning</b> 	Playground - ICT	Forest/outside for sketching natural objects Playground - ICT	Playground - ICT	Playground - ICT		
<b>Local Links</b> 	Look at own garden and school garden		Look at maps of local allotments		Discuss local farm shops and the goods you can buy eg. Roves farm, chiseldon	

	Week 1 w/b 25.2.19	Week 2 w/b 4.3.19	Week 3 w/b 11.3.19	Week 4 w/b 18.3.19	Week 5 w/b 25.3.19	Week 6 w/b 1.4.19
Whole School		Book Fayre World Book Day (Thurs)	Twigs	Comic relief (Fri)	Mock Sats	Easter Egg hunt (Fri)
Writing	Instructions - DT	Instructions - Fairy garden	Recount - Twigs	Description - Gardens	Explanation of a lifecycle	Non-chron report : butterfly
Reading	RHS Ready, steady grow	RHS Ready, steady grow	Plants	Plants	Titch	The growing story The lifecycle of a butterfly
SPAG	Commands	Verb Adverbs	Exclamation sentences Suffix - ed	Noun Adjective	Subordinating conjunctions	Statements
Word of the Week	measure	temperature	medicine	sort	lifecycle	observe
Maths	Measure -length/Height	Measurement - mass, Capacity, temperature	Measurement - mass, Capacity, temperature	Time	Problem solving - recap + - x and div	Word problems - reasoning
Science	Basic needs	Hygiene	Healthy eating	Exercise	Lifecycle of humans	Lifecycles: butterfly Animal babies
RE	What story is special for Jewish people in the Torah?	Which story do Muslims tell about the prophet Mohamed?	What can be learnt from the story of Jonah?	What is special about Jonah?	Easter	Easter
PE	Dodge ball	Dodge ball	Dodge ball	Dodge ball	Dodge ball	Dodge ball
Computing	Daisy the Dinosaur - group 1	Daisy the Dinosaur - group 2	Daisy the Dinosaur - group 3	Daisy the Dinosaur - group 4	Daisy the Dinosaur - group 5	
History	Dig for Victory	Visit allotment	Dig for Victory poster	Who would grow food	Plan own allotment	
Geography (T3)			Twigs -direction and maps			
Jigsaw (PSHE)	Being healthy	Being relaxed	Medicine safety	Healthy eating	Healthy eating	The healthy me cafe
Art (T3)						Easter cards - sign of new life, spring baby animal
DT (Fruit smoothies/salad)	Design/ create and make for school	Design/ create and make for school	Design/ create and make for school	Design/ create and make for school		
Music	Friendship songs	Sing the song and play instrumental parts within the song	Sing the song and improvise using voices and/or instruments within the song	Sing the song and perform composition(s) within the song	Choose what you perform today. Start to prepare for the end-of-unit performance	Prepare for the end-of-unit performance
British Values 	Democracy - work in groups to plan a group smoothie	Group discussions/votes for ingredients for fruit smoothies				
Outdoor Learning 	Forest in groups	Forest in groups	Forest in groups	Forest in groups	Forest in groups	Forest in groups
Local Links 	Local allotments		Twigs (Garden centre)			Local allotments

#### Summary of topic:

Our topic begins with a letter from the fairies and the elves explaining that they have created a secret garden inside the school building due to the cold weather. However, they are finding it too noisy now that all the children have returned to school but they cannot return to their old home in the forest as it has been destroyed by the bad weather. Over the term, we will embark on a project to find out about plants, gardens and magical creatures so that we can create a new secret garden for the fairies and elves. Along the way, we will grow plants, learn about needs of living things and even visit a local community garden! We will make fruit smoothies to raise funds to create our own secret garden, learn map skills and look at how the local area has changed over time. Don't tell anyone...but by the end of the term we will have created our own secret garden! Look closely around the school and you might find it!

**“creativity is  
intelligence  
having FUN”**

- ALBERT EINSTEIN