

Hello Avebury Class,

I hope that you have all had a wonderful week so far. What have you been up too? I enjoyed celebrating VE day, I loved seeing your pictures of what you got up too, I spent the day in the garden and we had a little BBQ. I did want to bake scones but we are trying to be healthy so I left them out.

I am trying to go on longer and longer bike rides, this week we went out for a nice long bike ride to a lake which had a group of Geese. When I got home I researched what Baby Geese were called and I found out they are called a 'Gosling' and a Group of Geese like the ones you can see in the picture are called a 'Gaggle'. You learn something new every day! Aren't the Goslings so cute? 🥰



I am glad that you enjoyed the story last week and I hope that you enjoy the story this week on YouTube and Tapestry. What other books have you been reading at home? Now, last week I told you about the sign language course I have been doing so I have put up a video for you to have a go yourself, I hope you enjoy it. 😊

Message from Mrs Griffiths: Hi Avebury Class,



I hope you are all well and keeping busy. Do you remember the potatoes I said we would grow at school? Well I took the potatoes home and planted them in their special bag and look at them now.

The potatoes are growing really well, I need to top them up with some more soil this week and water them every day. I wonder how many potatoes will grow. Did you know that potatoes originally came from a place called Peru which is where the Amazon Rainforest is? I wonder if any of the animals in our book this week eat potatoes. Have fun with your activities this week and I can't wait to see them on Tapestry.

I hope that you are enjoying your time at home and being the perfect students for your amazing new teachers at home 😊 Thank you for everything you are doing at home and keep up the good work! Stay safe and have fun! 😊


Miss O'Sullivan and Mrs Griffiths

Week 4 – Animals in the Jungle and the Rainforest

Read/listen to 'Rumble in the jungle' – draw the characters from the story and carefully cut them out. Can you retell the story using your characters?

Find the rhyming words in the book. Can you write a list of the rhyming words you find?


(Miss Lanham is reading this story on Tapestry and YouTube this week)



Can you make a pair of binoculars? You could practise our sound 'ee ee what can you see?' and imagine you are in a jungle. Play the memory game with an adult or sibling and see how many you can remember. E.g. I can see a parrot. (next person) I can see a parrot and a tiger etc.

Rainforest/Jungle size ordering. If you are unable to print, find objects from around your home and put them in size order. – Resource available below.

In a rainforest the weather can change quickly. Can you make a weather diary for the week? Each day write down the day, if it is sunny, rainy, cloudy etc and draw a small picture to show the weather – just like our weather charts we have in class.







** We didn't get many pictures of you with your rainbows last week so remember to send over your pictures on tapestry!

SPECIAL TASK

This week, we would like you to make a rainbow. You can draw or paint a rainbow, find different coloured objects to make a rainbow – be as creative as you want! When you have made your rainbow, ask a grown up to take a picture of you with it and either upload it to tapestry or send it using the email address on the previous page. We would love everyone in our class to do this task because next week you will get a rainbow surprise...

We are excited to see your creations!

** On the next page there is resources for the activities this week and an extra counting challenge, I hope that you enjoy 😊



Jungle and Rainforest I Spy and Count to 20

