



Hi Northern Lights class!

It has been lovely to hear from some of you this week. Thank you to everyone who sent in photos of their work. You all look like you have been learning lots of things at home but most importantly having fun (which is important too). Did you have fun making and flying your paper planes this week? What else have you been doing this week?

This week I have decided that I need to do more exercise and a little less eating so as well as doing the Joe Wicks workouts I have also been trying to do a 4 minute workout at different points of the day. What have you been doing to keep yourselves fit? Do you go for walks with your family or play in the garden? I have also been trying to read when I am not working and am halfway through the 'The Butterfly Lion'. It is such a good read. The story always keeps me guessing as it has a lot of chapters ending on cliff hangers and it's fun to guess what might happen next. Don't forget to keep on reading! There are many books that you can listen to online <https://stories.audible.com/discovery>.


Here are this week's activities. Please try to complete as many as you can including the weekly challenge (don't forget to send me a photo of this activity.)

Weekly challenge **ART: Moody Music**

This term in art we would have been learning about Van Gogh! We would like you to listen to a piece of music (it could be anything from baby shark, Disney's under the sea, classical or your favourite pop song).

As you listen to it, draw shapes and lines on a piece of paper to represent how it makes you feel or what you think it sounds like. If it is happy music, what colours will you use? If it is slow, will you draw long or short lines? What does your picture look like at the end of the song? You could listen to the song again and add more detail to your picture. Tell a parent or sibling why you chose your colours, shapes and patterns. (You could use paints, pencils or pastel to do this task.)

Please email a picture of your poster or an electronic copy of it to head@ferndale.swindon.sch.uk. Please title your email 'Northern Lights' followed by your name (so that Miss Horrobin can forward it onto me).



Maths

- Collect some leaves. Can you now make doubles of numbers using these e.g. 2 leaves + another 2 leaves. How many leaves have you got altogether? $2 + 2 = 4$. With a parent or sibling... (but they will have to wait for 30secs before starting) Who can write out the most doubles in 2 minutes?

- Keep completing activities on 'Times Tables Rockstars' and 'Mathletics' as well as playing 'Mathletics live'.
- Make some 2 digit number cards. Practice reading the numbers with a member of your family. Partition the numbers into tens and ones and write them down e.g. 63 is 6 tens (60) and 3 ones (3) $60 + 3 = 63$
- Use the partitioning method or column addition to help you solve the addition number sentences (see sheet attached below).

English

- Day 1: Watch the clip 'Taking Flight' <https://www.youtube.com/watch?v=Gj6V-xZgtIQ> or read a story about a journey. What is the story/film about? What happens at the beginning, in the middle and at the end? Pick one setting from in the story or film clip (e.g. jungle/space etc.). Mind map some adjectives to describe it. Can you add some noun phrases? (E.g. calm, peaceful waves)
- Day 2: Write a short paragraph describing your setting. Use your senses to help you. What does your character see, hear, smell and feel? (See the example at the end of the letter).
- Day 3: Make a poster to explain exclamation sentences and include some examples.
- Day 4: Can you add an exclamation sentence at the end of your description? E.g. What a creepy jungle that was!
- **Handwriting:** Write out these sentences making sure you join the letters correctly and have clear descenders and ascenders (below/above the line):

Time to play. Tie your shoes. Eat your apple.

- **Apostrophes and contractions**

A contraction is when 2 words are shortened into 1 word. I am becomes I'm. Look through books and find contractions. Make a list of contractions making sure that you spell them correctly. Challenge: can you write the contraction as 2 separate words?



<https://www.youtube.com/watch?v=sEGPVtxesjM> Make your own caterpillar contractions to display in your garden.

- **Spelling: Year 1 and Year 2 Common Exception Words**

Write these words out spelling them correctly. (You can be as creative as you like). Create a word search containing the words you found the trickiest.

Year 1			Year 2			
the	they	one	soon	great	these	again
a	he	more	four	break	green	light
do	be	ask	your	stuck	improve	money
is	me	friend	because	pretty	sure	Mr
today	she	school	but	beautiful	paper	Mrs
at	we	put	last	after	eye	stomach
and	no	push	next	fast	radio	Christmas
say	go	pull	between	last	should	
are	so	fall	child	age	would	
were	by	house	children	father	who	
was	my	our	what	class	whole	
is	have		class	grass	any	
to	there		most	pink	many	
has	where		only	glam	little	
I	can		every	soft	lots	
you	come		everybody	part	people	
your	some		see	four	water	

Science

- Look for plants and animals in your garden. Draw and label everything that you find. Can you find any microhabitats?

Remember to keep on being kind to one another at home! I am really missing you and I look forward to hearing from you!

Miss Modasia ☺

Hi All, Hope you are all staying in and keeping well. I just wanted to add some tips for practicing your cursive handwriting – you could copy a paragraph from a book or write a letter to a friend.

Remember all the points we talked about in our handwriting sessions and have learned and enjoy it!

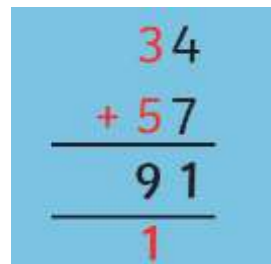
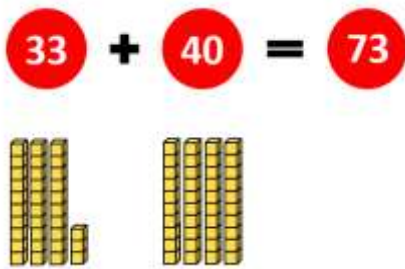
Take care and be safe.

Mrs. Hall

English Example description:

Walking through the lush, peaceful forest George suddenly stopped in wonder. When he looked around he saw beech trees, green bushes and beautiful, wild bluebells. In the beech trees, squirrels were busy gathering delicious, crunchy nuts. When he listened carefully, he could hear blackbirds singing quietly and the wind gently rustling the trees. He was amazed to see an elegant deer running through the forest and jumping over the bushes. He picked up a long, smooth stick that was lying on the ground. When he breathed in, he could smell the pine trees and the sweet scent of the bluebells. What a delightful forest!

Maths – Addition using partitioning or column addition



Use one of the methods above to solve these sums.

1. $12 + 4$
2. $17 + 5$
3. $10 + 36$
4. $16 + 18$
5. $37 + 42$
6. $81 + 17$
7. $26 + 83$
8. $71 + 23$
9. $53 + 12$
10. $41 + 67$

Challenge:

11. $54 + 73$
12. $45 + 61$
13. $67 + 32$
14. $22 + 74$