

Hi Colosseum Class!

What have you been up to this week? I hope you've all had a fun week. How did your Maths and English tasks go? We have really enjoyed seeing the work you have been doing.

This week, I have been really busy in the garden. I have been pulling up lots of weeds and I now have space to grow some vegetables! I am hoping to grow: carrots, cabbage, broccoli, potatoes and pumpkins!! I am really excited to see whether they will grow. Have you been outside this week?

I'm hoping my vegetables will look as yummy as these 😊

Missing you all, from, Miss Evans



Miss Moxham says - I hope you are all well and enjoying the sunshine. What PE activities have you been taking part in this week? I have done some Joe Wicks and been out for walks in the sun. I have seen you have completed some fantastic work over the past week, did you enjoy the activities? I have been doing lots of school work this week, planning lots of exciting activities for when you come back and I have also been completing some of my own learning too! I look forward to sharing all the ideas with you soon! What books have you read this week? Remember to sign those reading records!

I miss you all and look forward to seeing you all again soon. Stay safe everyone!

Miss Moxham 😊



Mrs Marsden says - Hi Colosseum, how are you all doing? It's been another busy week at Marsden headquarters - our eldest daughter celebrated a special birthday and we have VE day bunting just about everywhere in our house and on the windows. My children want to make a Victoria Sponge as that is associated with the time and some cookies with the union jack on but we don't have the right food colouring so my daughter said 'Don't worry we can use natural food colouring from strawberries and blackberries!' Mrs Marsden doesn't know if it will work but we are going to have a go - hopefully I'll have some pictures for next week's letter! We are going to be having a picnic on VE day in our back garden to celebrate, and hopefully eating our Victoria Sponge and cookies for dessert!

Keep sending us your work we really love seeing it! Have you had a look at our YouTube channel? You might see somebody you recognise.

Now did you guess who the character was that my daughter loves?

Miss you all and stay safe



Mrs Barrett says - Hi Everyone! This week my Dad and I have been looking through some old photos. We really enjoyed looking through them and my dad told me all about VE Day and the parties they would have, he remembers eating jam sandwiches and a cream and jam sponge. They also used to enjoy playing games after the celebrations.



Below are some more tasks for you. We hope you enjoy doing them.

Take care,

Miss Evans, Mrs Marsden, Miss Moxham and Mrs Barrett ☺

Weekly challenge:

Complete the two English lessons on apostrophes (see below). Then have a go at this week's challenge:

How many apostrophes can you spot for possession or contraction around your house? How many can you spot in your reading book? How many can you spot outside or on TV? Apostrophes are everywhere if you look carefully! We'd love to see your examples of you using apostrophes or where you've found apostrophes in everyday life.

For bonus points – can you make a poster to explain how to use apostrophes? Make it colourful. The best ones will be shown on next week's letter.

Email your apostrophes work to head@ferndale.swindon.sch.uk with our class name as the email subject.

Best of luck!

English tasks:


Please watch the videos and then complete the following activities using the BBC Daily lessons links:

Punctuation lesson 1 – Using apostrophes for contraction

<https://www.bbc.co.uk/bitesize/articles/z4p2mfr>

Punctuation lesson 2 – Using apostrophes to show possession

<https://www.bbc.co.uk/bitesize/articles/zmq9kmn>



Apostrophes




Apostrophes are used to show possession.

This is Amy's car.



Robert's shoes are dirty.



The cats' whiskers are long.



The children's toys are in the box.



Apostrophes are used when letters are missing.

I am - I'm	does not - doesn't	do not - don't
you are - you're	could have - could've	he will - he'll
they will - they'll	who is - who's	she will - she'll

Maths tasks:

In maths this week we would have been continuing to learn how to read an analogue clock, focusing on learning to tell the time to the nearest five minutes.

You could use these videos to help:

<https://www.bbc.co.uk/bitesize/clips/zqkwmp3> (With the Chuckle brothers!)

<https://www.youtube.com/watch?v=BB-ul1DdxVg> Instructional video

<https://www.youtube.com/watch?v=h6RNkQ7IU8Y> (Catchy song!)

Then have a go at telling the time on these clocks below:

Can I tell the time to the nearest 5 minutes and draw the time to the nearest 5 minutes?




Write the times shown below with numbers and by writing the number of minutes past the hour.



2:15 or
15 minutes after
2 o'clock




_____ or
_____ minutes after
_____ o'clock



_____ or
_____ minutes after
_____ o'clock



_____ or
_____ minutes after
_____ o'clock



_____ or
_____ minutes after
_____ o'clock



_____ or
_____ minutes after
_____ o'clock

Extra exciting competition alert!

Ferndale are currently battling Abbey Meads Primary school on TT Rockstars. We need YOUR help! Points towards winning the battle can be scored between 9-6pm daily.