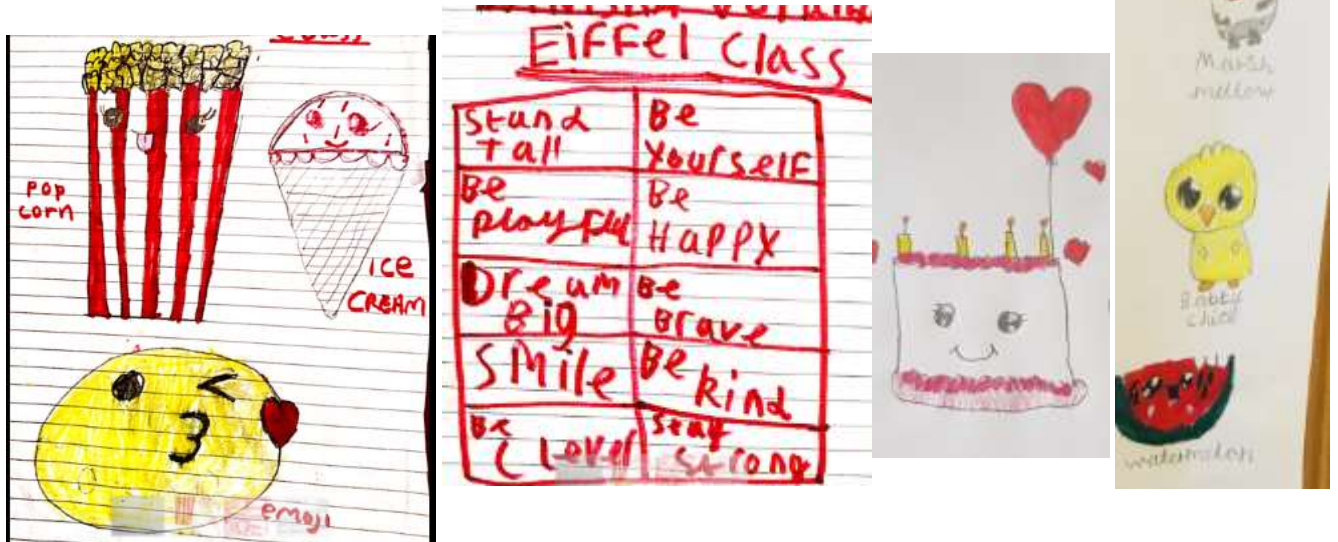


Dear Eiffel,

How are you all today? Thank you to everyone who has sent me an email- I love seeing your work and hearing what you're all doing.

Speaking of which I have some new fabulous pieces of work to share with you all. Here's Rafaela's, Anthony's and Tanisha's art work and a motivational poster from Tanisha:



Shamial also did a lovely piece of writing all about mini beasts too, packed full with facts! Great job, Shamial.

They are little bugs or creatures, for example snail, bees, beetles, ants, all insects and worm worms.

Some of live in the forest, some live in the garden, some live in the ground, and some live in a burrow.

Some creatures, insects have long colour, some has more than one. Herbivore eat plants, carnivorous eat animals. Some creatures, have back bones and some don't have back bones. Some of them are hairy and some of them isn't hairy. Some are long, and some isn't long. Some has one hundred legs.

Mrs Cole and I have been busy with work tasks and we are both re-reading the Harry Potter books. I am in the middle of the third book - Harry Potter

and the Prisoner of Azkaban. This is my favourite book out of the whole series. What books have you all been reading?

Now, it's time for this week's challenge:

Weekly challenge:

Complete the two English lessons on apostrophes (see below). Then have a go at this week's challenge:

How many apostrophes can you spot for possession or contraction around your house? How many can you spot in your reading book? How many can you spot outside or on TV? Apostrophes are everywhere if you look carefully! We'd love to see your examples of you using apostrophes or where you've found apostrophes in everyday life.

For bonus points – can you make a poster to explain how to use apostrophes? Make it colourful. The best ones will be shown on next week's letter.

Email your apostrophes work to head@ferndale.swindon.sch.uk with our class name as the email subject.

Best of luck!

English tasks:

Please watch the videos and then complete the following activities using the BBC Daily lessons links:

Punctuation lesson 1 – Using apostrophes for contraction

<https://www.bbc.co.uk/bitesize/articles/z4p2mfr>

Punctuation lesson 2 – Using apostrophes to show possession

<https://www.bbc.co.uk/bitesize/articles/zmq9kmn>

Apostrophes

Apostrophes are used to show possession.

This is Amy's car.

Robert's shoes are dirty.

The cats' whiskers are long.

The children's toys are in the box.

Apostrophes are used when letters are missing.

I am - I'm
you are - you're
they will - they'll

does not - doesn't
could have - could've
who is - who's

do not - don't
he will - he'll
she will - she'll

Maths tasks:

In maths this week we would have been continuing to learn how to read an analogue clock, focusing on learning to tell the time to the nearest five minutes.

You could use these videos to help:

<https://www.bbc.co.uk/bitesize/clips/zqkwmp3> (With the Chuckle brothers!)

<https://www.youtube.com/watch?v=BB-ul1DdxVg> Instructional video







<https://www.youtube.com/watch?v=h6RNkO7IU8Y> (Catchy song!)

Then have a go at telling the time on these clocks below:

Can I tell the time to the nearest 5 minutes and draw the time to the nearest 5 minutes?



Write the times shown below with numbers and by writing the number of minutes past the hour.

 2:15 or 15 minutes after 2 o'clock	 _____ or _____ minutes after _____ o'clock	 _____ or _____ minutes after _____ o'clock
 _____ or _____ minutes after _____ o'clock	 _____ or _____ minutes after _____ o'clock	 _____ or _____ minutes after _____ o'clock

Extra exciting competition alert!

Ferndale are currently battling Abbey Meads Primary school on TT Rockstars. We need YOUR help! Points towards winning the battle can be scored between 9-6pm daily.