



Ferndale Home Learning Lockdown News

(written, drawn and painted by the children)

May 2020 

Dear parents and carers,

We are used to sharing the many exciting examples of learning that the children do at Ferndale, but with the lockdown our newsletter looks a little bit different!

So here it is, the first newsletter produced entirely (apart from this introduction and the letter from our chair of governors) by the children of Ferndale Primary and Nursery School. Thank you so much for all your entries; we were overwhelmed by the response. We hope you enjoy.

Take care, stay safe and keep smiling

From all the staff at Ferndale

WHAT HAVE WE BEEN UP TO?

Pony Experience!

While we have been in lockdown we have met 30 ponies that live in a field near my house. We visit them on our six week a day which I look forward to. I love seeing the ponies because they are so cute, friendly and they love being stroked. I found out that the majority of the ponies are going to be rehomed but I'll be staying which makes me happy.

Pony Facts:

- Ponies are smaller breeds of horses
- There are 2 hundred breeds of ponies. Shetland pony is the most well-known.
- Ponies have thicker tails and manes than a regular horse.
- Ponies have thicker necks, shorter legs and shorter heads than horses.
- Baby ponies are called foals.
- Shetland ponies are one of the strongest of the smaller ponies.

TAYLOR



Toby is enjoying reading in his garden.



Eloise is having lovely walks.



William and Izabella



Skylar cycling

Dear Miss Horrobin,

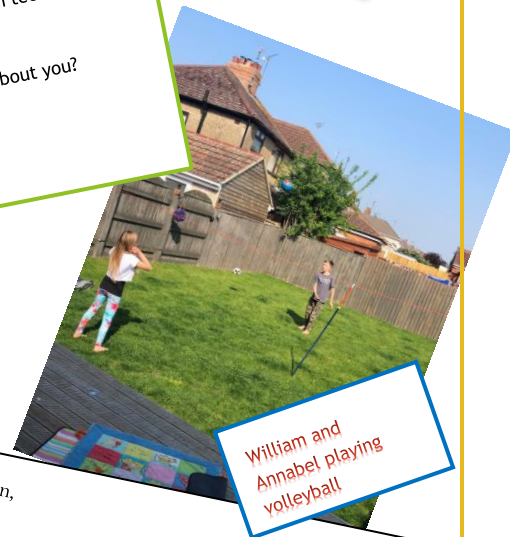
I am feeling fine. I am doing schoolwork Monday to Friday. The work what I have done is an Egyptian day, I have baked some cakes, I have done some weapons on my punching bag, mathematics, English and science. We also have planted a memorial garden, done some general knowledge quizzes and some mind felt work my favourite calming down technique is cloud gazing.

We're all staying safe. What about you?

Bye!

William (Year6)

Archie is on his scooter.



William and Annabel playing volleyball

Dear Miss Horrobin,

I am missing school so much, but I am trying to keep myself busy. I have done Oti Mabuse dance class and Joe Wicks P.E lessons. I have also baked cakes and brownies which we took some over my Nans and they ate them they were delicious. We watched the octopus, stingray and turtle feeding from National Marine Aquarium also the Tree Kangaroo feeding by Chester zoo.

We sometimes do quizzes I learnt that a group of Kangaroo is called a mob. We sowed some forget me nots and planted some Dahlias they were named after my Aunty who passed away also our Nans Dog and are Hamster Bubbles, we are all staying safe but is really looking forward get back to normality and coming back to school as well.

From Rhys (yr 4)

Here is Lillie raising spirits on Thursday with a dress up NHS clap she posted flyers through the door and then got into the paper.

IN THE NEWS

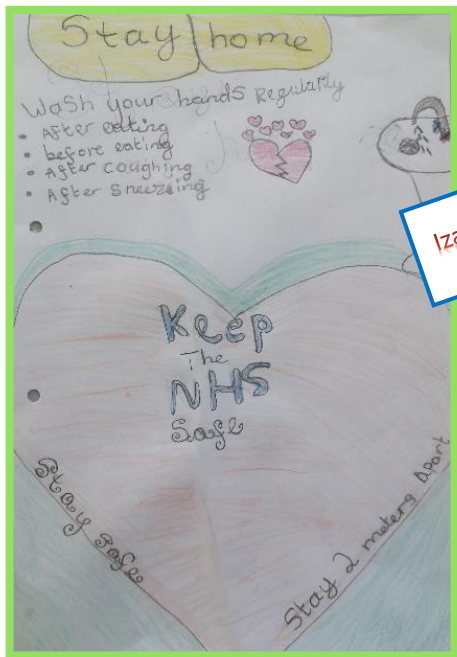


"Mei loves Art and she has drawn so many pictures using different materials such as water colour pencils, water colour paint, acrylic paint, etc. during the Lockdown.

One of her pictures for NHS has been published on Swindon Advertiser on 14th April and the picture was on the back of whole newspaper!

We didn't expect it would be used for the whole page. Mei is so happy and proud of herself. She wants to be an Artist in the future and she was so happy to have her picture chosen and seen by so many."

Written by Mum



Izabella's poster

Rayna's drawing



Summer's poster



HANDY ADVICE

WHAT'S COOKING?



Jasmine's Vanilla Shortbread Star Biscuit Recipe

Jasmine chose this recipe as it is her favorite biscuit!

INGREDIENTS

- 150g plain flour
- 100g butter
- 50g vanilla sugar

FOR THE VANILLA SUGAR

- 1 vanilla pod
- 225g caster sugar

METHOD

1. To make the vanilla sugar, whizz the vanilla pod and sugar in a blender. Pour through a sieve and blend again. Store in an airtight jar.
2. Preheat the oven to Gas Mark 4, 180°C, fan 160°C. Place the flour and butter in a bowl and rub together to form crumbs. Add the vanilla sugar and mix to form a dough. Roll out the dough. Using a star-shaped cutter, cut out stars and place on a baking tray lined with nonstick baking paper.
3. Bake for 8-10 minutes until just golden. Sprinkle with vanilla sugar. Leave to cool. Keep for up to 1 week in a tin.



Victoria sponge cake. By Elliot Allen Year 4

This is a traditional Victoria Sponge with a coconut cream filling to give it a slight twist in flavour! Delicious for all the family!!!




Ingredients
4oz of margarine/butter
4oz of caster sugar
4oz of self-raising flour
2 medium eggs

Filling
Jam, flavour optional
1 can of coconut cream

Method
Preheat oven to 180°C.
Mix the butter and caster sugar together in a bowl. Beat the eggs then add half to the mixture. Then add half of the flour and mix. Add the remaining flour and eggs then mix.
Once the mixture is all combined divide into two round tins.
Bake in oven for around 20mins until golden. Then take it out of the oven and let it cool.

Make the filling.
Only use the thick coconut cream from the can, (try not to get any liquid).
Add icing sugar to the coconut cream until sweet.
Spread the jam on the bottom a cake then add coconut on top of the jam.
Place the other sponge on top to sandwich cake.
Dust with icing and serve!

ENJOY!!!



Travis' Classic Sticky Gingerbread

I personally recommend this cake because this is an easy bake and its keeps fresh for a long time.

Needed for cake
225 g (8.0OZ) margarine or butter
225 g (8.0 OZ) light muscovado sugar
225 g (8.0 OZ) Golden syrup
225 g (8.0 OZ) Black treacle
225 g (8.0 OZ) Self-raising flour
225 g (8.0 OZ) Wholemeal self-raising flour
4 teaspoon of Ground ginger
2 Eggs
300ml (10 fl OZ) Milk


prep time: 15 minutes
cooking time: 50 minutes
tray bake tin (12" x 9")
makes: 16 slices

1. Cut a rectangle of baking paper to fit the base and sides of the tin. Grease the tin and then line it with the paper, pushing it neatly into the corners. Preheat the oven to 160 C/325 F/Gas Mark 3. Measure the Margarine or Butter, Sugar, Golden syrup and Black treacle into a medium pan and heat gently until the mixture has melted evenly. Allow to cool slightly.

2. Put the flours and ground ginger into the large mixing bowl and stir together lightly. Beat the eggs into the milk, pour the cooled margarine and syrup mixture into the flour with the egg and milk mixture and beat with a wooden spoon until smooth.

3. Pour the mixture into prepared tin, tilt gently to level the surface and bake for about 50 minutes, until well risen. Golden and springy to touch. Allow the gingerbread to cool a little in the tin, then turn out onto a wire rack and leave to cool completely. Cut into 16 squares.





Mars Bar cake

100g softened Butter
4 Mars Bars (Chopped)
1½ tbsp Golden Syrup
150g Rice Krispies
350g Milk Chocolate

melt 3x mars bars, golden syrup and butter in a large bowl

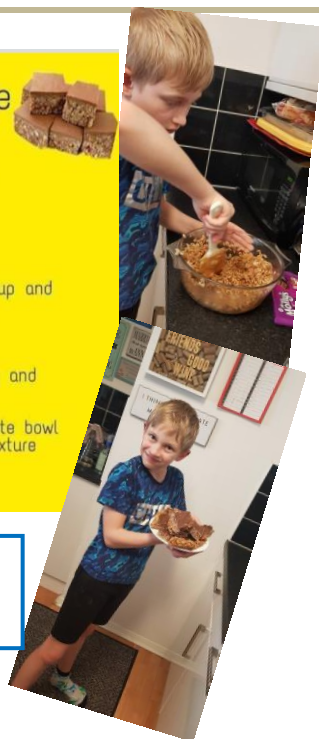
add rice krispies

pour into a lined baking tray and press down firmly

melt the chocolate in a separate bowl and pour over the krispie mixture

let it set in fridge

Lucas' yummy cake



Liliana and Izzabella have been busy cooking and eating! Looks scrumptious

Milky bar slices by Olivia

Ingredients:

300g icing sugar

150g shortbread biscuits crushed

250g butter melted

275g white chocolate spread

100g milk chocolate

300g milky bar chocolate

Milky bar buttons to decorate

Method:

- 1) Mix together the icing sugar and crushed biscuits
- 2) Mix the melted butter and chocolate spread in a separate bowl
- 3) Pour the wet mixture into the dry ingredients
- 4) Squash mixture into a lined and greased baking tin
- 5) Melt the milky bar white chocolate over a bowl of boiling water
- 6) Pour the melted white chocolate on top of the base
- 7) Melt the milk the chocolate the same way then drizzle over the white chocolate and add the toppings
- 8) Put in the fridge to set. At least 1 hour but the longer the better.



Banana bread step by step by Oliver Year 6

Ingredients

- > 100g softened butter
- > 175g caster sugar
- > 2 large eggs
- > 2 ripe bananas (mashed)
- > 225g self-raising flour
- > 1tsp baking powder
- > 2tsp milk



Method

- I put 100g of softened butter on a weighing scale
- Then I put it in a bowl
- Next, I weighed 175g of caster sugar
- And put that in a bowl
- After I cracked 2 eggs in the bowl
- Then I mashed up 2 ripe bananas
- Then put that in the bowl
- Then I had to weigh 225g of self-raising flour
- Then that went in the bowl
- Next, I put 1tsp of baking powder in the bowl
- Followed with 2tsp of milk
- Then I stirred all that together
- I greased the loaf tin
- After I poured the cake mix in the tin
- I preheated the oven (180) *
- Then I put the loaf in the middle part of the oven
- Then cook it for an hour
- After it has been cooked
- Leave to stand until cool
- Then your decoration (optional)
- After that you can eat it



Great cooking Harry

Cheese scones by Gemma



Ingredients:

225g self raising flour
Pinch of salt
Pinch of cayenne pepper
1 tsp baking powder
55g chilled butter
120g mature grated cheddar
90-100ml milk



Method:

Heat the oven to 200C/180C.

Sift the flour into a bowl then add the salt, cayenne pepper and baking powder then sift all together to make sure its fully combined.

Sprinkle in the grated cheese and mix with hands.

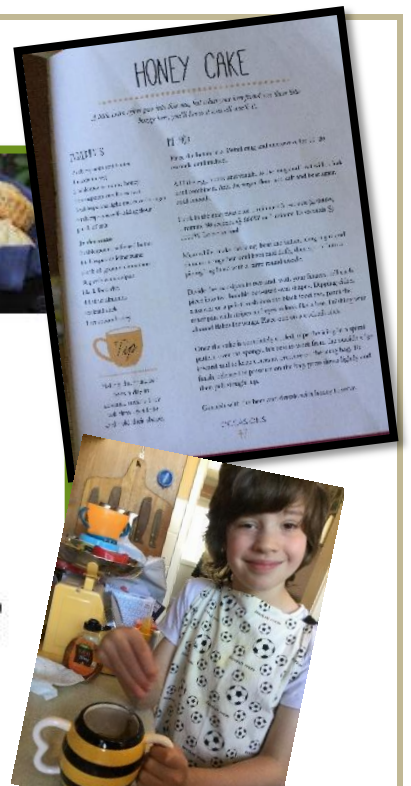
After, cut the butter into cubes and add it to the mixture, then mix it with you hands until it is like breadcrumbs.

Next, make a hole in the middle of the mixture then add the milk in little by little and then mix with hands until you get a dough like consistency.

Lightly flour a surface and roll out you dough to roughly 2cm. Cut them out using a [medium] cutter. Put them on a sheet of greaseproof paper and then on a baking tray.

Next, glaze them with a bit of milk and then sprinkle the grated cheese on top.

Finally, bake then for 15-20 mins until golden brown and cooked through.



Cillian's Honey Cake

THE GALLERY



Mansoor's brushless painting. Can you work out what he used instead of a brush?



Keeley's watercolour painting



Jake's painting

Siddharth's drawing using hand techniques.




Daisy's Happy Place



Heidi's drawing



Tanusha's painting



This is where Isla would like to be.



Brae and Logan's lockdown handiwork



Casey has been getting arty on the computer.



Kai enjoys arts and has his own style. He has also been customising trainers with his new Posca pens from Japan.



Ella's dog drawing




William's characters




Alishba's drawing

IT'S A FACT



Tahsaan's Facts



On the 22nd April it was Earth Day. This year's theme was Climate Change.


This means that human action is making the earth get hotter which has a huge impact on the world. It is melting the ice at the poles which will lead to rising water levels.

It is partly caused by greenhouse gases trapping the heat in. If we can reduce using fossil fuels like oil and gas we can help slow down the change.

Here are some things you could do to help

- When you don't need a light on you should turn it off.
- Reduce the amount of plastic you use.
- Reuse things instead of throwing them away e.g give them to someone else, use them for a different purpose.
- Recycle all the materials that you can't reuse.
- Turn off taps properly
- Instead of turning the heating on you could put a jumper on.
- Look into having milk delivered in glass bottles instead of buying plastic bottles.

By Esme Connell, Kalahari




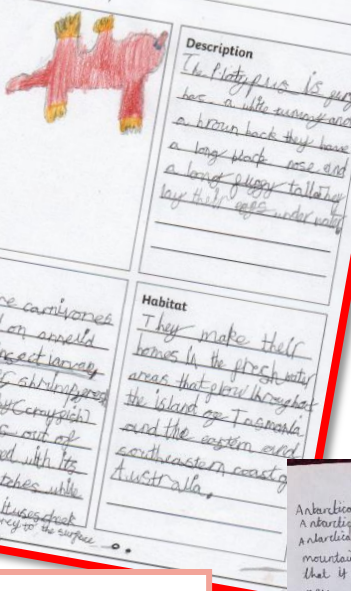
Mason's Diary

Did you know?

- If you lift a kangaroo's tail of the ground it can't hop. They use their tails for balance.
- Sea otters hold hands when they sleep to stop them drifting apart.
- Gorillas can catch human colds and other illnesses.
- It takes a sloth 2 weeks to digest its food.
- Flamingo's are naturally white. Their diet of brine shrimp and algae turn them pink.
- A grizzly bear's bite is strong enough to crush a bowling ball.
- Wombat's poop is cubed shaped.
- A rhinoceros' horn is made of hair.
- Elephants are the only animal that can't jump.
- Capuchin monkeys pee on their hands to wash their feet.

By Lucy M-R (age 5) Uffington Class

The Platypus




The Army by Harvey (Year 4)

I love the army; I have lots of army toys which I play with. I find the army interesting to learn about. When I am older, I may investigate working in the tanks. Here are some facts about The Army....

- The army is older than the country
- George Washington chose the army's dress colours
- There have only been five five-star Generals in the Army
- The Air Force was part of the Army until 1946
- The first submarine was used in the Revolutionary war
- The Army employs over 1 million people
- The Army is responsible Ray-Ban glasses




Lexie's fact file



Armaan's Antarctic Facts

Tallen's Fact File

AND FICTION... TIME FOR A STORY



Rosina's book review

The Shadow by Charlie (Yr 5)

I was so excited, I hadn't had a holiday in years! As I arrived, my smile faded. It looked like a gloomy haunted house, just sat there, out in the open. As I reluctantly meandered towards the front door, I sensed an eerie miasma over the building. I turned the knob and a sudden smell of decaying walls hit me.

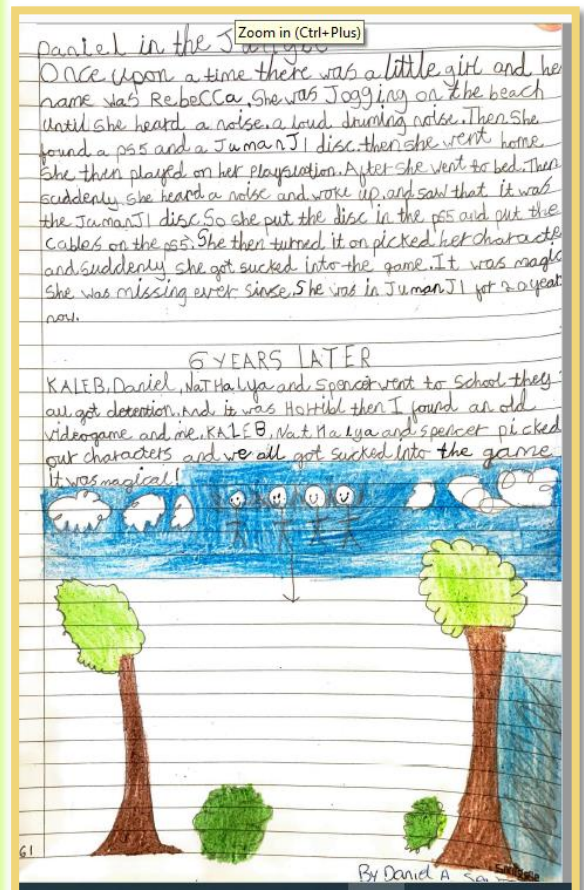
"Welcome to the Night Shack." said the receptionist "You're room 101."

"Thanks." I replied sarcastically.

As I climbed the creaky, rickety stairs, they felt like old bones. As soon as I got to the top of the stairs, I saw my room on the left. Looking out of the hallway window, I saw enormous shadows from the shady trees, their twisted, gnarled hands beside their body. With my heart pounding like a drum, I heard faint howling in the bone-chilling air as I was rigid with fear. It was then that I heard clattering from my room. I opened the door, there were creaking footsteps as I waited...

A Short Story by Sophie

Just one ordinary day at school, Lily a 13 year old girl believed in the paranormal. She used to write stories about all kinds of things like: ghosts, demons, vampires, zombies and many others. She had a powerful imagination. She was walking down her street and she came across a large, barren house number 9 Warren Grove which no one has lived in for 11 years. Lily knew this. One day, she heard noises coming from the house and thought maybe I should go in there. She planned to go in the house the next day and if it was haunted and she came out alive she would finally be popular and have friends unlike now. The next day, she thought to herself it's the day to sneak in. It was exams today as well but she could not think about anything else other than sneaking in the house. At the end of the day, the teacher gave out the test results and Lily failed. DDDRRRIING!!!!!! The end of the day bell had rung. Lily ran as fast as her feet could carry her she came across the house again. Slowly, she walked towards the door and it was unlocked. Holding her breath, she walked in the house it smelt like dead fish. There were rats on the floor, spiders on the wall and a puddle of blood on the floor. She knew from the second she walked in it was abandoned because it was haunted. There was broken windows and a message on the wall written in blood. The message read "GO AWAY" but that did not stop Lily from exploring even more. She went upstairs her heart racing and hands tense. The floorboards made a loud creaking sound. All of a sudden the tv started blaring and the lights started flickering and Lily heard a woman shriek at the top of her voice "HELP ME". Lily ran out of the house as fast as a cheetah and ran home crying. She went to her mum and hugged her tight. "Bad day at school hun?" Her mum said softly. "The worst," said Lily her eyes still streaming with tears. "I failed my tests and snuck in house number 9 and it scared me please don't get mad." she said "I'm not mad how about we just forget about this yes hun?" "Yes" Lily replied. Because of that Lily never did anything without asking someone first. By Sophie Weaver



Daniel's Story

Luna Gets Lost

I have a cat called Luna. One day I let her out to play in the garden and she went over the fence. I called her and she didn't come back, so I looked in the woods. It was dark and spooky. I found a cave and heard a mow so I went inside and saw Sun Eyes glowing. It was weird, I was really happy and we lived happily ever after.

By Eden Shrubbs Year 1 Loch Ness class

Eden's Story

Aizah's Khan

XX•IV•XX

Lock Down

I really miss my school. All of the fun I had with my friends and now this. I was waiting all autumn and winter to have fun in the hot, warm sun. I felt really annoyed when we all sadly had to leave school just as the Easter holiday started. I was so excited for my next topic which is Romans. I miss doing PE, Math, Spanish and Music. Totally the school is absolutely the best school I went to in Swindon since I came back from Dubai. The funny jokes, laughter, running, playing games. Most of all my friends, teachers and the school itself. The Governor should be ashamed of it self for this.

From Aizah Khan
Year 4, Kalamah

The creature

On the 13th of September I went to bed on a stormy night and woke up in the middle of night whilst every one in my family was fast asleep. When I got out of bed I heard a bang! then I went down stairs and I saw something small and it was floating above the grass in my garden. I stood at the patio door's safe inside the house. I felt scared. The window was open and the creature was coming towards me.

The creature is small, it has long legs, it has smooth scales, white eyes and a red peach circle on his chest.

The creature started chasing me then I fell over and I got up but then he shook my hand and then I realised he was good. He told me his name and it was Max and then we became friends. The end.



By William Hinson

William's Story

POETRY

♡♡♡♡♡♡♡♡♡♡

I have written an acrostic poem for all of the teachers at Fundale nursery and Primary school.

Fabulous, fun and fantastic
Enthusiastic, energetic
Rated 10 out of 10, respectful ray of light
Natural, never naughty but
Delightful
And always amazing
Lovely, likely to laugh & loving
Encouraging educators.

by Liliana Lowe ♡

Liliana

Alice's Lockdown Poem

We're staying safe at home and having fun

Playing under the Spring Sun.



Every morning we do PE with Zoe.

We painted a Coloursful rainbow for our window.



Talking to the neighbours is what we can do,

Bob, Liz, John and Marnelle too.



We're making Prawn Buns, Cornish and Garlic,

We deliver them upstairs to Daddy for his tea break.



We video call our friends for a chat,

Will Daddy be wearing a funny hat?



My brother Tom is bringing me round the bus!

What will our lockdown ever end?



Gravy looking Emma is going to be with us,

but when Tom's got a piece of the school.



Alice

RARELY going out
AS coronavirus hits us
Indoors with nothing to do
NO one to play with
BORED because we can't go anywhere
OWLY Allowed out for necessary things
WILLING FOR This do go


Oliver Porter

Oliver

CREATIVE IDEAS OF THINGS WE CAN DO AT HOME

I have sewn two woodland creatures (an owl and a fox) from a sewing kit that I had for Christmas. I had to sew the fabric together and sew some details onto them. There was some gluing at the end and my fingers got messy. My favourite is the fox because it is very cute and was easier to make because on the owl there was some sequins and it was very tricky to be precise.

Lily Tidey




Lenny has made a new word up that means 'excited' and wanted you to see it!

Skittles experiment



method
Arrange the skittles in a single row coloured pattern around the edge of the plate. Pour over enough warm water to cover all the skittles and the plate itself. Watch and wait as a rainbow appears on the plate the colours will move towards the middle and create a whirl of colour.


Tilly's experiment



Millie's Magnificent Market



Dexter and Olivia's bird feeders



Amber's Park




Taybah's clock



Korburn and Toni get creative



MAKE YOUR OWN PUZZLE



Mia's wordsearch

Can you make a wordsearch that includes all of Mia's words?

A MESSAGE FROM THE CHAIR OF GOVERNORS

Hello everyone!

I just wanted to check in and say how much I'm enjoying seeing your tweets, showing us what you've been doing while schools are closed. I've seen some amazing photos, drawings and creations over the past few weeks and I always look forward to seeing the competition winners on the Blue Kite Academy Trust online learning platform.

It's a strange time for schools at the moment, as we try to navigate through these unprecedented circumstances. There are no official guidelines and teachers and pupils alike are anxiously waiting to find out when we will be able to return to school. I am checking in with Miss Horrobin every week to make sure that the Ferndale family is OK and that we are all doing our best to support each other and provide facilities for the families of key workers that are helping to keep the country going.

There are so many opportunities for online learning that it can be a bit overwhelming sometimes. Whilst it is important to keep our brains going, our mental health must not be overlooked. I'm sure, like me, you'll be finding some days easier than others. We're so lucky to have the technology to be able to keep in touch with our loved ones at this time, whether it is by video conference, phone, or a good old-fashioned letter. It's also important to find some time to do the things you love, even if it means that you have to be creative about how you do it. In our house, we are doing a lot of drawing, baking, watching musicians play from their living rooms, and we're tuning in to YouTube for Andrew Lloyd Webber's weekly musical on a Saturday morning.

Remember that, whilst we are all weathering the same storm, we are not in all the same boat, and this means that there is no one answer to suit all. My hope is that you are all keeping healthy and managing as best you can for your family.

Stay safe and keep posting your pictures!

Rachel Rose

Finally, we end this first Lockdown newsletter with a poem by Thomas, which sums it all up.

Ferndale Family

A Poem by Thomas (Year 6)

Fantastic Ferndale, we are a team

Enjoyable, fun and friendly

Remarkably kind to each other

Never forget about each other in this situation. We are always united

Do not give up, stay inside

And always remember the Key Workers, our Teachers and TA's, who are keeping our Country and community safe.

LOVE will keep us strong

Everyone we miss you, we will all be reunited very soon.

